


Teach Assist Resource Worksheets

Series 8 of 16



"Reactions of metals with acids"



Teach Assist Resources

TeachAssist resources are written with the practical needs of science teachers in mind. Each resource covers a practical activity that is integral to the QCA schemes of work to provide quick and easy preparation for practical classes.

Please feel free to photocopy the sheets to suit your needs.

Each TeachAssist resource contains:


- Student worksheet with practical instructions and activities.
- Technicians' equipment list for a class of 30 students.
- Reference to allow trouble-free ordering of materials and resources.

A summary table links each resource to the National Curriculum programme of study which allows TeachAssist practical activities to be quickly included into lesson plans and schemes of work.

If you require other booklets in the series, please telephone the Griffin Education sales team or send your request to the following address:-

Griffin Education
Bishop Meadow Road
Loughborough
Leicestershire LE11 5RG

STUDENT WORKSHEET

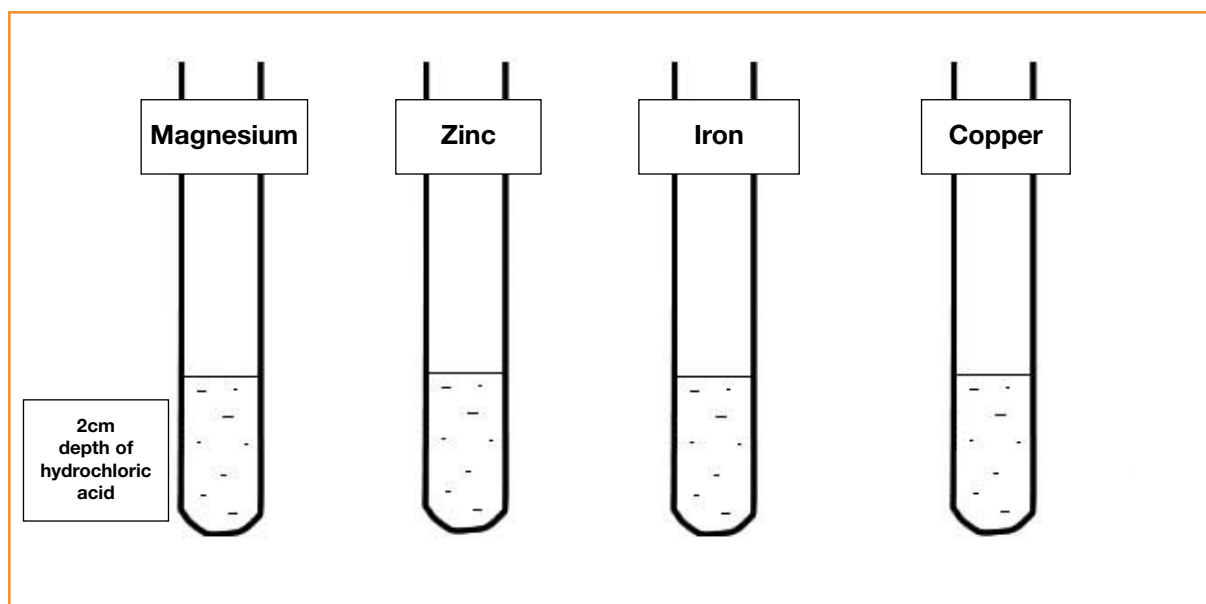


Important information:

Follow all the safety instructions that your teacher gives you.
Wear safety glasses.
Wash off with water any solutions that get onto your skin.
Inform the teacher immediately of any spillage.

Reacting metals with acids

1. Set up four test tubes in a rack as shown in the diagram. Label each test tube clearly.
2. Use the plastic dropping pipette to carefully add hydrochloric acid to a depth of about 2cm.
3. Add a small piece of magnesium to the first tube.
4. Observe the reaction.
5. Press an over-sized bung on the top of the tube to trap the gas being produced.
6. After 10 seconds, remove the bung and test the gas with a burning wooden splint.
7. Repeat the reaction using the other metals in turn. Which ones react the quickest?



Metal	Magnesium	Zinc	Iron	Copper
Observation				
Gas Produced				

Test for Hydrogen gas

1. Trap the gas in the test tube.
2. Put burning splint into top of tube.
3. Gas burns with a "pop" if it is hydrogen.

TECHNICIANS' EQUIPMENT LIST

QCA Unit 7F: Simple chemical reactions

Date:	Room	Time/Period:
--------------	-------------	---------------------

Equipment Class of 30 pupils, working in pairs.	Quantity	Check	Out	Back
Test-tubes	60			
Test-tube racks	15			
25ml of 0.4M HCl in 50ml beakers	15			
Magnesium ribbon cut into 2cm lengths	15			
Copper metal cut into strips of 2cm	15			
Small measures of iron filings	15			
Small measures of zinc metal pieces	15			
Spatulas	15			
Plastic dropping pipettes	15			
Large rubber bungs (oversize compared to test tubes)	15			
Safety glasses	30			

Important information:



- The activity contains reagents and procedures that can be hazardous. It should not be performed unless an appropriate risk assessment has been made.
- The reagents in use are classed as irritants and corrosive. They should be handled with the appropriate safety precautions.
- Students should wear safety glasses at all times.
- Portions of the metals can be set out in plastic weighing boats.
- Bungs are used to trap the hydrogen gas in the tubes. They should be over-size so that they cannot be permanently fixed into the test tube.
- Do not allow disposal of the waste down the sink as the metals and acid will continue to react. Students should leave test tubes for collection and safe disposal of the reagents.

ORDER REQUISITION

Equipment	Griffin Catalogue No.	Page	Unit cost (£)	No.	Cost (£)
Test-tubes (150x18mm, pack of 100)	TES-600-131D	528	20.50		
Test-tube racks (32mm hole x 6, pack of 5)	TEX-304-111F	530	27.30		
Hydrochloric acid (2M, 2,5litres)	J/4250/17	159	7.61		
Magnesium ribbon (25g)	M/0100/46	168	4.00		
Iron filings (coarse, 1kg)	I/0855/60	162	5.34		
Zinc granules (500g)	Z/0250/53	214	8.71		
Copper turnings (500g)	C/7160/53	142	9.00		
Beaker, squat form, (pack of 10), borosilicate glass, 50ml	FB33109	362	10.10		
Spatulas 140ml, stainless steel, Nuffield (pack of 10)	FB65079	509	10.30		
Plastic weighing boats 3 rd ml 80x60mm diamond, (pack 500)	FB50325	353	11.65		
Pipettes, disposable 1ml plastic, (500 per pack)	FB55343	397	12.75		
Safety glasses	FB55125	492	2.25		
Total cost					
VAT					
Order total					

Complete the order form above and place your order with Griffin Education in your usual way. Prices are correct at time of print, please contact the Griffin Sales office or check on the Griffin Education website for the latest prices.

By phone: 01509 233344

By fax: 01509 231893

By post: Griffin Education
Bishop Meadow Road
Loughborough
Leics. LE11 5RG

By email: griffin@fisher.co.uk

On-line: www.griffineducation.co.uk

SUMMARY TABLE

QCA unit	KS3 NC programme	Y7 TeachAssist	Activity	Relevant experience from Key stage 2
7A: Cells	Sc1.2f Sc2.1a	1	How to use a microscope and prepare an onion epidermis slide	Use of hand lenses and basic microscopes. Plants and animals, including internal body organs and plant structures
7C: Environments and feeding relationships	Sc1.2g	2	Using a data logger to monitor environmental conditions	Some use of data loggers How organisms are suited to their environment
	Sc1.1a,c,d Sc1.2h,k,o	3	Wood lice in choice chambers	Asking questions and designing a fair test How organisms are suited to their environment
	Sc2.5b,e	4	Organisms and food chains in leaf litter	How organisms are suited to their environment Food chains as a feeding relationship
7E: Acids and alkalis	Sc3.3d	5	Finding the pH using universal indicator solution	Little or no previous coverage of pH
	Sc1.2g Sc3.3e	6	Using a data logger to monitor changes in pH when an acid is added to an alkali	Some use of data loggers Identification of patterns and trends
	Sc3.3e	7	Investigating the neutralisation of acids with antacid tablets	Use of tables and line graphs to represent data Mixing materials can lead to a change
7F: Simple chemical reactions	Sc3.3a	8	Reactions of metals with acids	Describing how materials change when mixed or heated and how irreversible changes produce new materials
7H: Solutions	Sc1.2a Sc3.1h	9	Purifying salt from rock salt	Use of dissolving, filtering and evaporation to separate mixtures
	Sc3.1h	10	Simple distillation	Knowledge of evaporation as a separation technique
	Sc3.1h	11	Paper chromatography of ink	Separation of colours in food colourings such as sugar-coated sweets
7I: Energy resources	Sc1.2f	12	Using the Bunsen burner	Possible use of methylated spirit burners or candle-burners
	Sc4.1c Sc4.5a,e	13	Demonstrating solar energy: solar cells and absorption of heat energy by different surfaces	Little or no previous coverage of energy
	Sc4.5a	14	Finding the energy content of foods	Little or no previous coverage of energy
7J: Electrical circuits	Sc4.1a	15	Current in series and parallel circuits	Construction of series circuits from circuit diagrams
7K: Forces and their effects	Sc1.2f,g,j,k Sc4.2b	16	Extension of springs and elastic bands	Push and pull in springs Testing elastic band catapults. Some may have extended bands with masses Measurement of forces and weight